








Sheet Metal Take Off

for

20'W x 42.5'L x 10'H 2-Sided Classic Carport - 2-Sided 4.5'OC

Quantity	Description	Picture
16	10'0" (120") Roof Panel	
16	9'2" (110") Roof Panel	
8	4'8" (56") Roof Panel	
24	9'2" (110") Eave Side Panel	
6	4'8" (56") Eave Side Panel	
3	Butyl Tape, 35ft roll	
4	J-Trim 10.5ft	

2 1" Painted Panel Screw for ROOF,
250pc bag




2 1" Painted Panel Screw for WALL,
250pc bag



*GABLE END TRIM OPTIONS
BELOW*

138 OPTION 1: Vinyl Trim, in feet



4 OPTION 2: 2"x2" Angle Trim 10.5ft

